



Series 3 digital force gauges are designed for tension and compression force testing in numerous applications from 0.12 lbf to 500 lbf (0.5 N to 2500 N). The gauges feature a sampling rate of 2,000 Hz, producing accurate results under a wide range of test conditions. A backlit graphic LCD displays large characters, and a menu is available to access the gauges' features and configurable parameters. USB output is provided for data collection purposes.

Set point indicators are provided for pass-fail testing. The gauges are overload protected to 200% of capacity, and an analog load bar is shown on the display for graphical representation of applied force.

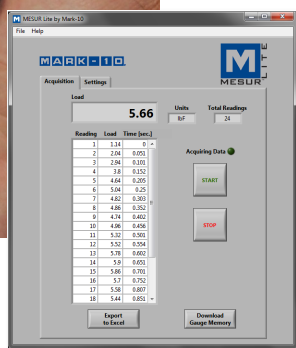
An ergonomic, reversible aluminum housing allows for hand held use or test stand mounting for more sophisticated testing requirements. Series 3 digital force gauges are directly compatible with Mark-10 test stands, grips, and software.

Series 3 gauges include MESUR® Lite data acquisition software, for tabulation of continuous or individual data points. One-click export to Excel button easily allows for further data manipulation.



Shown with an ES20 test stand and G1061 wedge grips

MESUR® Lite data acquisition software is included with Series 3 gauges



## Features

- High-speed 2,000 Hz sampling rate
- USB data output of continuous or individual data points
- Ultra-compact size
- Large backlit graphic display
- Programmable set points with pass/fail indicators
- Live load bar graph with set point markers
- Peak readings and set points always displayed
- Configurable audio alarms and key tones
- 4 selectable units of measurement
- MESUR® Lite data collection software included

## Display Indicators



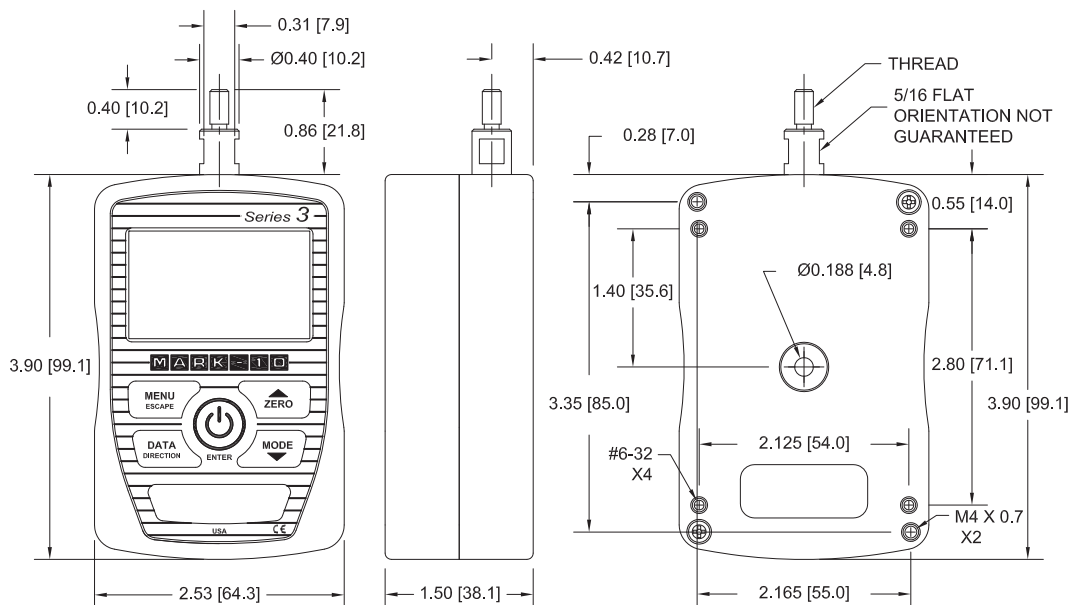
## Focus on Engineering: Reversible Housing



## Specifications


<b>Accuracy:</b>	± 0.3% of full scale
<b>Sampling Rate:</b>	2,000 Hz
<b>Power:</b>	AC adapter: 100-240VAC, 50-60 Hz, 0.3 A Battery: Rechargeable 8.4V NiMH Low battery indicator appears when battery level is low, and gauge powers off automatically when power reaches critical stage.
<b>Battery life:</b>	Backlight on / off: up to 7 / 24 hours of continuous use
<b>USB Output:</b>	Configurable to 115,200 baud.
<b>Safe overload:</b>	200% of full scale (display shows "OVER" at 110% and above)
<b>Weight (gauge only):</b>	<b>M3-012 - M3-100:</b> 0.7 lb [0.33 kg] <b>M3-200 - M3-500:</b> 0.9 lb [0.41 kg]
<b>Load cell deflection:</b>	All models 0.010 [0.25], except 0.005 [0.13] for M3-012
<b>Environmental requirements:</b>	40 - 100°F, max. 96% humidity, non-condensating
<b>Warranty:</b>	3 years (see individual statement for further details)

## Dimensions in [mm]



	Thread
M3-012 - M3-100	#10-32 UNF
M3-200 - M3-500	5/16-18 UNC

## In The Box



Series 3 force gauges are shipped as shown at left, and include the following accessories:

- (1) Extension rod \*
- (1) Hook \*
- (1) Cone \*
- (1) Chisel \*
- (1) V-Groove \*
- (1) Flat \*
- (1) Coupling \*
- (1) Carrying case
- (1) USB cable
- (1) AC adapter
- (1) Battery
- (1) Certificate of calibration without data (for data, add part no. CERT)

\* The specific accessory depends on the force gauge model. Refer to the website for details.

## Capacity & Resolution

Model	lbF	kgF	gF	N
M3-012	0.12 x 0.0001	-	50 x 0.05	0.5 x 0.0005
M3-025	0.25 x 0.0002	-	100 x 0.1	1 x 0.001
M3-05	0.5 x 0.0005	-	250 x 0.2	2.5 x 0.002
M3-2	2 x 0.002	1 x 0.001	-	10 x 0.01
M3-5	5 x 0.005	2.5 x 0.002	-	25 x 0.02
M3-10	10 x 0.01	5 x 0.005	-	50 x 0.05
M3-20	20 x 0.02	10 x 0.01	-	100 x 0.1
M3-50	50 x 0.05	25 x 0.02	-	250 x 0.2
M3-100	100 x 0.1	50 x 0.05	-	500 x 0.5
M3-200	200 x 0.2	100 x 0.1	-	1000 x 1
M3-500	500 x 0.5	250 x 0.2	-	2500 x 2

All models include 110V AC adapters, unless ordered as below:

Add suffix 'E' for euro plug (220V), 'U' for UK plug (220V) or 'A' for Australian plug (220V).

Example: M3-05E, M3-100U, M3-500A